




District Health Assessment for Multiple District 201 through November 2025

		Clubs							Membership							Member Strength		Cancellation		Reports			Finance		Leadership		
District Name	Status/ Number of Months in Status *	Active Clubs	Clubs in Status Quo	Total Clubs	% Status Quo Clubs in Financial Suspension	New Clubs	Cancelled Clubs	YTD Net Club Gain/Loss	Current Members In Active Clubs	Current Members In Status Quo Clubs	Current Total Members Count	YTD Add	YTD Drop	YTD NetGrowth (includes Active and Status Quo)	YTD NetGrowth% (includes Active and Status Quo)	Member Count 12 Months Ago	Average Member Count Per Club	% of Clubs with less than 20 members	Average Cancelled Club Age	Members Lost Due to Cancelled Clubs	% of Clubs Reporting Service	% No MMR in 3 Months	% No Officer Report in 12 months	% of Clubs with balance 90+ days	Number of Zone Chairs Recorded	Number of Region Chairs Recorded	District Officers Vacancies **
201N1	T(23)	60	0	60	0%	0	1	-1	1171	0	1171	116	86	30	2.63%	1,216	20	57%	43	0	72%	37%	0%	8%	11	0	
201N2		61	0	61	0%	0	1	-1	1319	0	1319	79	56	23	1.77%	1,303	22	51%	41	0	67%	41%	3%	5%	8	0	
201N3	T(24)	54	0	54	0%	0	0	0	1046	0	1046	53	46	7	0.67%	1,073	19	56%	0	0	85%	39%	0%	0%	11	1	
201N4	T(24)	43	0	43	0%	0	0	0	782	0	782	43	28	15	1.96%	798	18	70%	0	0	44%	51%	0%	0%	8	0	2nd VDG
201N5		83	0	83	0%	3	1	2	1835	0	1835	249	150	99	5.70%	1,923	22	58%	3	13	71%	40%	0%	0%	16	8	
201Q1		65	0	65	0%	0	0	0	1350	0	1350	89	60	29	2.20%	1,395	21	54%	0	0	49%	43%	3%	2%	9	0	
201Q2	T(24)	63	0	63	0%	0	0	0	1000	0	1000	55	71	-16	-1.57%	1,042	16	70%	0	0	65%	54%	0%	8%	25	1	
201Q3		63	0	63	0%	0	1	-1	1431	0	1431	107	79	28	2.00%	1,440	23	48%	47	0	84%	27%	0%	0%	12	0	
201Q4	T(24)	58	0	58	0%	0	0	0	944	0	944	49	34	15	1.61%	941	16	72%	0	0	71%	59%	0%	7%	14	4	
201C1	T(24)	54	0	54	0%	0	0	0	1081	0	1081	50	36	14	1.31%	1,065	20	59%	0	0	81%	56%	0%	13%	10	0	
201C2		58	0	58	0%	0	0	0	1391	0	1391	59	51	8	0.58%	1,426	24	38%	0	0	55%	31%	2%	0%	20	0	
201T1	T(24)	42	2	44	100%	0	0	0	844	38	882	40	42	-2	-0.23%	897	20	61%	0	0	77%	36%	2%	11%	9	3	
201V2	T(4)	56	6	62	100%	0	0	0	1207	66	1273	91	66	25	2.00%	1,272	22	56%	0	0	66%	39%	3%	31%	10	4	
201V3	T(24)	58	0	58	0%	0	0	0	1015	0	1015	62	27	35	3.57%	1,012	18	66%	0	0	28%	53%	2%	21%	9	0	
201V5	T(17)	61	5	66	100%	0	0	0	1149	45	1194	61	57	4	0.34%	1,257	19	58%	0	0	79%	47%	8%	8%	9	0	2nd VDG
201V6	T(24)	54	0	54	0%	0	1	-1	974	0	974	30	42	-12	-1.22%	1,038	18	65%	56	0	96%	59%	0%	4%	11	0	




District Health Assessment for Multiple District 201 through November 2025

		Clubs							Membership							Member Strength		Cancellation		Reports			Finance	Leadership			
District Name	Status/ Number of Months in Status *	Active Clubs	Clubs in Status Quo	Total Clubs	% Status Quo Clubs in Financial Suspension	New Clubs	Cancelled Clubs	YTD Net Club Gain/Loss	Current Members In Active Clubs	Current Members In Status Quo Clubs	Current Total Members Count	YTD Add	YTD Drop	YTD NetGrowth (includes Active and Status Quo)	YTD NetGrowth% (includes Active and Status Quo)	Member Count 12 Months Ago	Average Member Count Per Club	% of Clubs with less than 20 members	Average Cancelled Club Age	Members Lost Due to Cancelled Clubs	% of Clubs Reporting Service	% No MMR in 3 Months	% No Officer Report in 12 months	% of Clubs with balance 90+ days	Number of Zone Chairs Recorded	Number of Region Chairs Recorded	District Officers Vacancies **
201V14	T(24)	74	0	74	0%	2	0	2	1161	0	1161	96	49	47	4.22%	1,149	16	69%	0	0	70%	51%	1%	11%	10	0	
201WA		94	0	94	0%	0	0	0	1724	0	1724	119	110	9	0.52%	1,733	18	61%	0	0	50%	49%	3%	9%	20	0	
		1101	13	1114	100%	5	5	0	21424	149	21573	1448	1090	358	1.69%	21,980	20	59%	38	13	67%	45%	2%	8%	222	21	



District Health Assessment for Multiple District 202 through November 2025

		Clubs							Membership							Member Strength		Cancellation		Reports			Finance	Leadership			
District Name	Status/ Number of Months in Status *	Active Clubs	Clubs in Status Quo	Total Clubs	% Status Quo Clubs in Financial Suspension	New Clubs	Cancelled Clubs	YTD Net Club Gain/ Loss	Current Members In Active Clubs	Current Members In Status Quo Clubs	Current Total Members Count	YTD Add	YTD Drop	YTD NetGrowth (includes Active and Status Quo)	YTD NetGrowth% (includes Active and Status Quo)	Member Count 12 Months Ago	Average Member Count Per Club	% of Clubs with less than 20 members	Average Cancelled Club Age	Members Lost Due to Cancelled Clubs	% of Clubs Reporting Service	% No MMR in 3 Months	% No Officer Report in 12 months	% of Clubs with balance 90+ days	Number of Zone Chairs Recorded	Number of Region Chairs Recorded	District Officers Vacancies **
202 D	T(24)	34	0	34	0%	0	0	0	964	0	964	49	41	8	0.84%	978	28	24%	0	0	74%	32%	0%	6%	6	0	
202 E	T(24)	38	0	38	0%	0	1	-1	1084	0	1084	59	52	7	0.65%	1,095	29	26%	4	0	63%	32%	0%	13%	12	0	2nd VDG
202 F	T(24)	38	0	38	0%	0	0	0	1128	0	1128	41	31	10	0.89%	1,138	30	29%	0	0	74%	45%	0%	5%	6	1	
202 J	T(24)	33	0	33	0%	0	0	0	1118	0	1118	35	39	-4	-0.36%	1,155	34	18%	0	0	52%	39%	0%	12%	6	0	
202 K	T(24)	56	1	57	100%	2	0	2	1055	18	1073	111	92	19	1.80%	1,053	19	58%	0	0	58%	42%	0%	2%	8	3	
202 L	T(6)	48	0	48	0%	0	3	-3	1241	0	1241	51	57	-6	-0.48%	1,292	26	33%	51	15	71%	10%	0%	2%	10	2	
202 M	T(24)	34	0	34	0%	0	1	-1	823	0	823	41	25	16	1.98%	843	24	38%	9	1	62%	38%	0%	0%	13	0	
		281	1	282	100%	2	5	-3	7413	18	7431	387	337	50	0.68%	7,554	26	34%	34	16	65%	34%	0%	5%	61	6	



District Health Assessment for Multiple District 307 through November 2025

District Name	Status/ Number of Months in Status *	Clubs							Membership							Member Strength		Cancellation		Reports			Finance	Leadership			
		Active Clubs	Clubs in Status Quo	Total Clubs	% Status Quo Clubs in Financial Suspension	New Clubs	Cancelled Clubs	YTD Net Club Gain/Loss	Current Members In Active Clubs	Current Members In Status Quo Clubs	Current Total Members Count	YTD Add	YTD Drop	YTD NetGrowth (includes Active and Status Quo)	YTD NetGrowth% (includes Active and Status Quo)	Member Count 12 Months Ago	Average Member Count Per Club	% of Clubs with less than 20 members	Average Cancelled Club Age	Members Lost Due to Cancelled Clubs	% of Clubs Reporting Service	% No MMR in 3 Months	% No Officer Report in 12 months	% of Clubs with balance 90+ days	Number of Zone Chairs Recorded	Number of Region Chairs Recorded	District Officers Vacancies **
307 A1		126	2	128	100%	9	0	9	3101	16	3117	526	208	318	11.36%	2,549	25	41%	0	0	73%	45%	3%	8%	20	10	
307 A2		142	6	148	100%	10	3	7	4674	97	4771	503	524	-21	-0.44%	4,626	33	28%	6	78	64%	49%	2%	21%	28	7	
307B1		106	5	111	100%	8	0	8	2456	48	2504	327	183	144	6.10%	2,266	23	45%	0	0	83%	42%	5%	11%	18	6	
307B2		164	7	171	100%	14	3	11	4703	126	4829	493	226	267	5.85%	4,113	29	28%	16	10	60%	58%	1%	37%	28	9	
		538	20	558	100%	41	6	35	14934	287	15221	1849	1141	708	4.88%	13,554	28	34%	11	88	68%	50%	2%	21%	94	32	




District Health Assessment for Ident 5807 - TAHITI - UND through November 2025

Status/ District Name of Months in Status *		Clubs							Membership							Member Strength		Cancellation		Reports			Finance	Leadership			
		Active Clubs	Clubs in Status Quo	Total Clubs	% Status Quo Clubs in Financial Suspension	New Clubs	Cancelled Clubs	YTD Net Club Gain/ Loss	Current Members In Active Clubs	Current Members In Status Quo Clubs	Current Total Members Count	YTD Add	YTD Drop	YTD NetGrowth (includes Active and Status Quo)	YTD NetGrowth% (includes Active and Status Quo)	Member Count 12 Months Ago	Average Member Count Per Club	% of Clubs with less than 20 members	Average Cancelled Club Age	Members Lost Due to Cancelled Clubs	% of Clubs Reporting Service	% No MMR in 3 Months	% No Officer Report in 12 months	% of Clubs with balance 90+ days	Number of Zone Chairs Recorded	Number of Region Chairs Recorded	District Officers Vacancies **
Ident 5807 - TAHITI		1	0	1	0%	0	0	0	24	0	24	2	1	1	4.35%	22	24	0%	0	0	100%	0%	0%	0%	0	0	
		1	0	1	0%	0	0	0	24	0	24	2	1	1	4.35%	22	24	0%	0	0	100%	0%	0%	0%	0	0	



District Health Assessment for Ident 5895 - NEW CALEDONIA - UND through November 2025

		Clubs							Membership							Member Strength		Cancellation		Reports			Finance		Leadership		
District Name	Status/ Number of Months in Status *	Active Clubs	Clubs in Status Quo	Total Clubs	% Status Quo Clubs in Financial Suspension	New Clubs	Cancelled Clubs	YTD Net Club Gain/Loss	Current Members In Active Clubs	Current Members In Status Quo Clubs	Current Total Members Count	YTD Add	YTD Drop	YTD NetGrowth (includes Active and Status Quo)	YTD NetGrowth% (includes Active and Status Quo)	Member Count 12 Months Ago	Average Member Count Per Club	% of Clubs with less than 20 members	Average Cancelled Club Age	Members Lost Due to Cancelled Clubs	% of Clubs Reporting Service	% No MMR in 3 Months	% No Officer Report in 12 months	% of Clubs with balance 90+ days	Number of Zone Chairs Recorded	Number of Region Chairs Recorded	District Officers Vacancies **
Ident 5895 - NEW CALEDONIA		12	0	12	0%	0	0	0	197	0	197	9	8	1	0.51%	175	16	75%	0	0	42%	50%	0%	0%	0	0	
		12	0	12	0%	0	0	0	197	0	197	9	8	1	0.51%	175	16	75%	0	0	42%	50%	0%	0%	0	0	

* - District Status: P - Provisional, T - Transitional.
** - District Officers Vacancies: DG - District Governor, 1st VDG - First Vice District Governor, 2nd VDG - Second Vice District Governor.